






# Creating a TLE Login App on Your Phone

## iPhone Instructions

- Type [www.sufs.org](http://www.sufs.org) into your phone browser
- Click Menu 
- Click Schools and Providers
- Click Teaching and Learning Exchange (TLE)
- Click TLE Login
- Click  icon (share button)
- Click  icon (add to home screen)
- An App will appear on your home screen to click and go directly to the TLE Login page

## Android Instructions

- Type [www.sufs.org](http://www.sufs.org) into your phone browser
- Click Menu 
- Click Schools and Providers
- Click Teaching and Learning Exchange (TLE)
- Click TLE Login
- Click  three vertical dots icon
- Select “add to home screen” option
- An App will appear on home screen to click and go directly to the TLE Login page

