













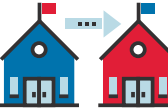




The Florida Pre-K Through 12 Education Landscape

1.7 MILLION STUDENTS CHOOSE

School choice is now mainstream. Approximately 48 percent of PreK-12 students in Florida now participate in education choice programs.

<p>309,730 in 658 Charter Schools privately operated under contract with districts</p> 	<p>273,377 in Open Enrollment in 53 school districts</p> 	<p>248,199 in Choice and Magnet programs at district schools</p> 
<p>237,290 in 2,689 Private Schools</p> 	<p>145,373 in Career and Professional Academies at 579 high schools</p> 	<p>133,870 awarded private PreKindergarten Scholarships for 4-year-olds</p> 
<p>104,091 awarded Tax Credit Scholarships for lower-income students at 1,825 private schools</p> 	<p>91,596 in Home Education while reporting results to districts</p> 	<p>55,119 in Advanced International Certificate programs for 11th and 12th graders</p> 
<p>36,331* awarded McKay Scholarships for special-needs students <small>(30,695 in 1,525 private schools and 5,636 in district schools)</small></p> 	<p>13,884 awarded Gardiner Scholarships for special-needs students</p> 	<p>13,575 in International Baccalaureate at district schools</p> 
<p>11,175 in full-time Virtual Instruction</p> 	<p>7,319 in Lab Schools run by five universities</p> 	<p>3,949 in School Transfers related to state or federal performance thresholds</p> 

= 1,684,878 STUDENTS AT SCHOOLS OF THEIR CHOICE

Source: 2018-19 Florida Department of Education data. *The 2018-19 changing landscape cannot be compared with past years due to changes in Survey data.