



FLORIDA TAX CREDIT

Scholarship Program

FEBRUARY QUARTERLY REPORT 2010

The Corporate Tax Credit (CTC) Scholarship Program was established to encourage private, voluntary contributions from corporate donors to non-profit scholarship funding organizations that award scholarships to children from low-income families. A corporation can receive a dollar-for-dollar tax credit up to 75% of its state income tax liability. In 2009, the program changed its name to the Florida Tax Credit (FTC) Scholarship Program and expanded to provide credits against the insurance premium tax for contributions to eligible non-profit scholarship funding organizations. The maximum amount the state may award is \$118 million in credits for the 2009-2010 fiscal year. This program expands educational opportunities and school choice for children of families that have limited financial resources.

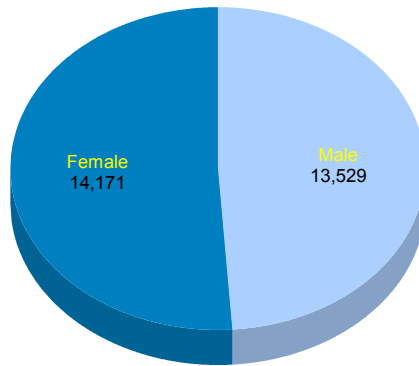
Next quarterly report will be available: July 2010

FTC Student Enrollment by District

DISTRICTID	DISTRICT NAME	SCHOOLS	%	STUDENTS	%
1	ALACHUA	19	1.9%	230	0.8%
2	BAKER	1	0.1%		
3	BAY	4	0.4%	21	0.1%
4	BRADFORD	5	0.5%	167	0.6%
5	BREVARD	39	3.8%	833	3.0%
6	BROWARD	82	8.1%	1,889	6.8%
8	CHARLOTTE	7	0.7%	103	0.4%
9	CITRUS	7	0.7%	163	0.6%
10	CLAY	12	1.2%	143	0.5%
11	COLLIER	11	1.1%	80	0.3%
12	COLUMBIA	3	0.3%	81	0.3%
13	DADE	173	17.0%	7,146	25.8%
15	DIXIE	1	0.1%	38	0.1%
16	DUVAL	85	8.4%	2,725	9.8%
17	ESCAMBIA	15	1.5%	430	1.6%
18	FLAGLER	2	0.2%	46	0.2%
19	FRANKLIN	1	0.1%	20	0.1%
20	GADSDEN	4	0.4%	141	0.5%
21	GILCHRIST	1	0.1%	27	0.1%
22	GLADES	1	0.1%		
24	HAMILTON	2	0.2%	32	0.1%
26	HENDRY	2	0.2%	23	0.1%
27	HERNANDO	8	0.8%	191	0.7%
28	HIGHLANDS	8	0.8%	149	0.5%
29	HILLSBOROUGH	61	6.0%	1,324	4.8%
30	HOLMES	1	0.1%		
31	INDIAN RIVER	7	0.7%	78	0.3%
32	JACKSON	2	0.2%	17	0.1%
33	JEFFERSON	1	0.1%	17	0.1%
34	LAFAYETTE	1	0.1%	27	0.1%
35	LAKE	17	1.7%	292	1.1%
36	LEE	21	2.1%	274	1.0%
37	LEON	19	1.9%	427	1.5%
38	LEVY	2	0.2%	28	0.1%
40	MADISON	2	0.2%	33	0.1%
41	MANATEE	14	1.4%	203	0.7%
42	MARION	18	1.8%	500	1.8%
43	MARTIN	7	0.7%	97	0.4%
44	MONROE	2	0.2%	14	0.1%
45	NASSAU	3	0.3%	51	0.2%
46	OKALOOSA	5	0.5%	169	0.6%
47	OKEECHOBEE	1	0.1%	17	0.1%
48	ORANGE	84	8.3%	3,479	12.6%
49	OSCEOLA	18	1.8%	1,002	3.6%
50	PALM BEACH	36	3.5%	709	2.6%
51	PASCO	16	1.6%	267	1.0%
52	PINELLAS	57	5.6%	769	2.8%
53	POLK	34	3.3%	722	2.6%
54	PUTNAM	3	0.3%	122	0.4%
55	ST. JOHNS	4	0.4%	111	0.4%
56	ST. LUCIE	6	0.6%	182	0.7%
57	SANTA ROSA	2	0.2%	25	0.1%
58	SARASOTA	17	1.7%	182	0.7%
59	SEMINOLE	26	2.6%	568	2.1%
60	SUMTER	1	0.1%	28	0.1%
61	SUWANNEE	3	0.3%	145	0.5%
62	TAYLOR	2	0.2%		
64	VOLUSIA	26	2.6%	1,078	3.9%
65	WAKULLA	3	0.3%	34	0.1%
66	WALTON	1	0.1%		
67	WASHINGTON	1	0.1%		
TOTAL:	61	1,017	100.0%	27,700	100.0%

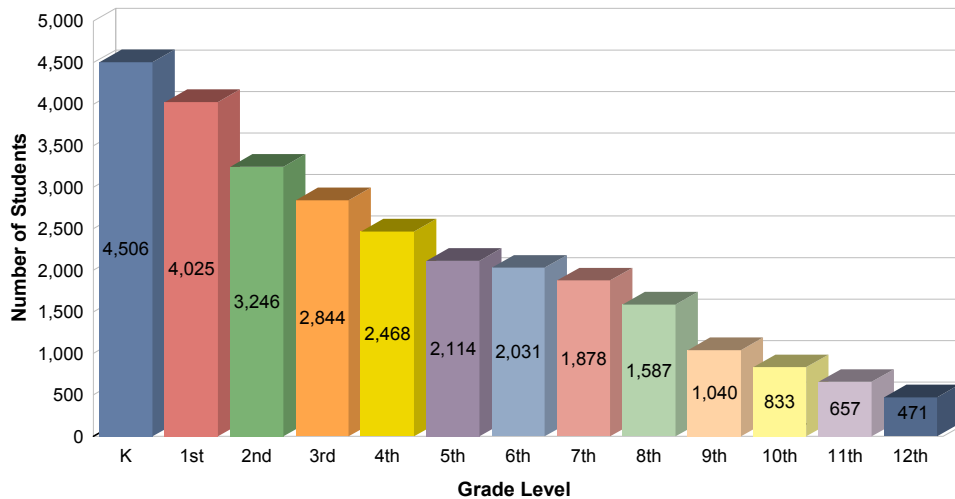
Note: Blanks indicate less than 11 students per district and are not displayed but calculated in total in order to protect student confidentiality.

FTC Student Enrollment by Gender



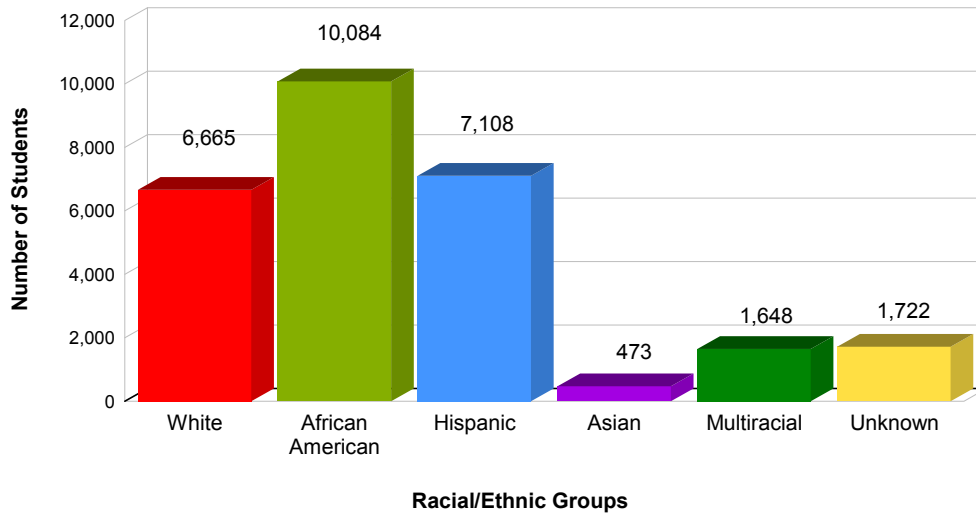
<u>GENDER</u>	<u>STUDENTS</u>	<u>PERCENTAGE</u>
Male	13,529	48.8%
Female	14,171	51.2%
Total:	27,700	100.0%

FTC Student Enrollment by Grade Level



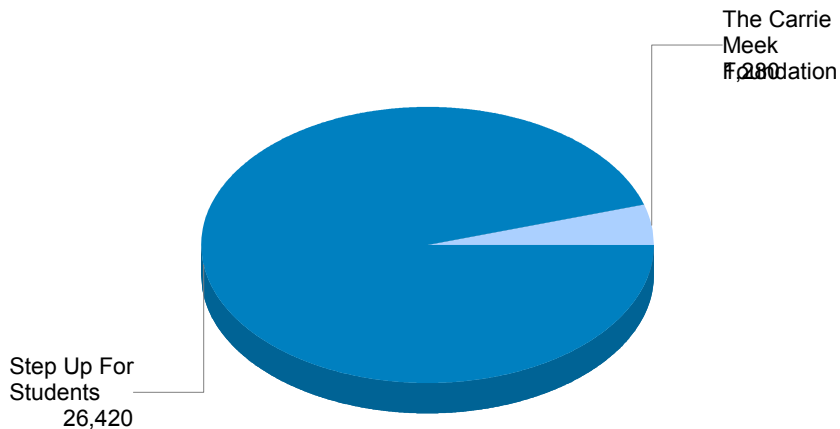
<u>GRADE LEVEL</u>	<u>STUDENTS</u>	<u>PERCENTAGE</u>
K	4,506	16.3%
1st	4,025	14.5%
2nd	3,246	11.7%
3rd	2,844	10.3%
4th	2,468	8.9%
5th	2,114	7.6%
6th	2,031	7.3%
7th	1,878	6.8%
8th	1,587	5.7%
9th	1,040	3.8%
10th	833	3.0%
11th	657	2.4%
12th	471	1.7%
Total:	27,700	100.0%

FTC Student Racial/Ethnic Enrollment



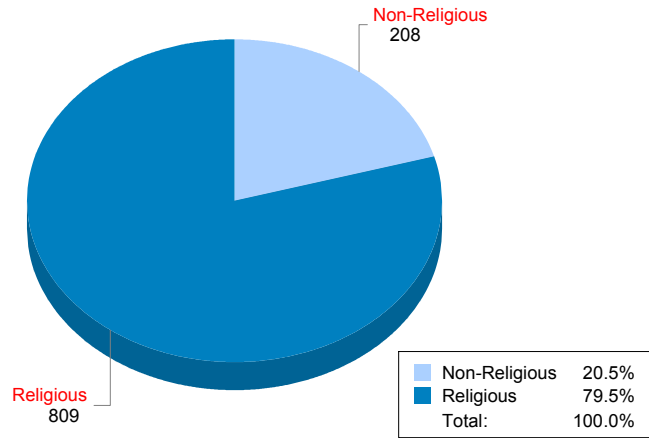
<u>RACE</u>	<u>STUDENTS</u>	<u>PERCENTAGE</u>
White	6,665	24.1%
African American	10,084	36.4%
Hispanic	7,108	25.7%
Asian	473	1.7%
Multiracial	1,648	5.9%
Unknown	1,722	6.2%
Total:	27,700	100.0%

FTC Enrollment by Scholarship Funding Organization (SFO)



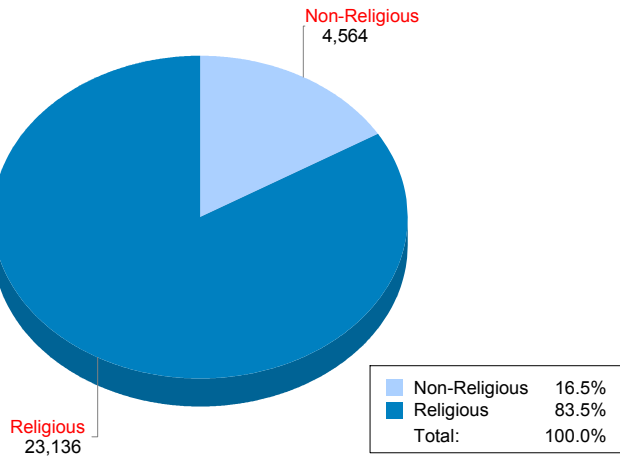
<u>SFO</u>	<u>STUDENTS</u>	<u>PERCENTAGE</u>
Step Up For Students	26,420	95.4%
The Carrie Meek Foundation	1,280	4.6%
Total:	27,700	100.0%

Private Schools Participating in FTC by Type



<u>SCHOOL TYPE</u>	<u>SCHOOLS</u>	<u>PERCENTAGE</u>
Non-Religious	208	20.5%
Religious	809	79.5%
Total:	1,017	100.0%

FTC Student Enrollment by Type of Private School



<u>SCHOOL TYPE</u>	<u>STUDENTS</u>	<u>PERCENTAGE</u>
Non-Religious	4,564	16.5%
Religious	23,136	83.5%
Total:	27,700	100.0%