



# **CORPORATE TAX CREDIT**

## **Scholarship Program**

### **SEPTEMBER QUARTERLY REPORT 2008**

The Corporate Tax Credit (CTC) Scholarship Program was established to encourage private, voluntary contributions from corporate donors to non-profit scholarship funding organizations that award scholarships to children from low-income families. A corporation can receive a dollar-for-dollar tax credit up to 75% of its state income tax liability, and the state may award a maximum of \$118 million in credits for the 2008-09 fiscal year. This program expands educational opportunities and school choice for children of families that have limited financial resources.

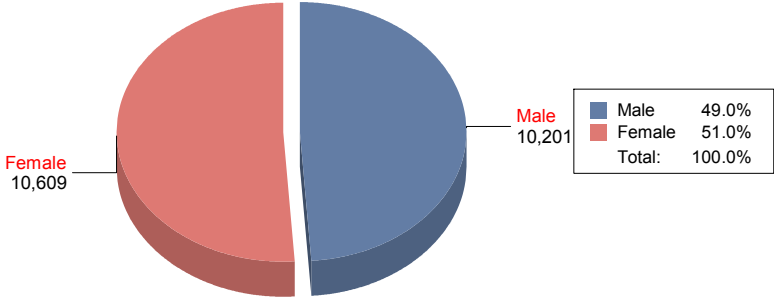
Next quarterly report will be available: November 2008

## CTC Student Enrollment by District

<u>DISTRICTID</u>	<u>DISTRICT NAME</u>	<u>SCHOOLS</u>	<u>%</u>	<u>STUDENTS</u>	<u>%</u>
1	ALACHUA	16	1.7%	175	0.8%
2	BAKER				
3	BAY	5	0.5%	32	0.2%
4	BRADFORD	4	0.4%	95	0.5%
5	BREVARD	36	3.8%	712	3.4%
6	BROWARD	74	7.9%	1,209	5.8%
8	CHARLOTTE	7	0.7%	52	0.2%
9	CITRUS	7	0.7%	127	0.6%
10	CLAY	12	1.3%	139	0.7%
11	COLLIER	8	0.9%	40	0.2%
12	COLUMBIA	4	0.4%	111	0.5%
13	DADE	156	16.6%	4,810	23.1%
14	DE SOTO				
15	DIXIE	1	0.1%	19	0.1%
16	DUVAL	85	9.1%	2,565	12.3%
17	ESCAMBIA	13	1.4%	316	1.5%
18	FLAGLER	2	0.2%	35	0.2%
19	FRANKLIN				
20	GADSDEN	4	0.4%	123	0.6%
21	GILCHRIST	1	0.1%	26	0.1%
24	HAMILTON	2	0.2%	26	0.1%
26	HENDRY	1	0.1%	15	0.1%
27	HERNANDO	6	0.6%	89	0.4%
28	HIGHLANDS	7	0.7%	77	0.4%
29	HILLSBOROUGH	58	6.2%	882	4.2%
30	HOLMES				
31	INDIAN RIVER	6	0.6%	42	0.2%
32	JACKSON	2	0.2%	19	0.1%
33	JEFFERSON	1	0.1%	12	0.1%
34	LAFAYETTE	1	0.1%	19	0.1%
35	LAKE	16	1.7%	254	1.2%
36	LEE	20	2.1%	187	0.9%
37	LEON	18	1.9%	413	2.0%
38	LEVY	3	0.3%	20	0.1%
40	MADISON	2	0.2%	35	0.2%
41	MANATEE	12	1.3%	104	0.5%
42	MARION	14	1.5%	321	1.5%
43	MARTIN	6	0.6%	80	0.4%
44	MONROE				
45	NASSAU	3	0.3%	41	0.2%
46	OKALOOSA	5	0.5%	150	0.7%
47	OKEECHOBEE	1	0.1%	19	0.1%
48	ORANGE	82	8.8%	3,040	14.6%
49	OSCEOLA	18	1.9%	945	4.5%
50	PALM BEACH	33	3.5%	426	2.0%
51	PASCO	18	1.9%	163	0.8%
52	PINELLAS	43	4.6%	445	2.1%
53	POLK	32	3.4%	425	2.0%
54	PUTNAM	7	0.7%	154	0.7%
55	ST. JOHNS	5	0.5%	72	0.3%
56	ST. LUCIE	5	0.5%	121	0.6%
57	SANTA ROSA	2	0.2%	17	0.1%
58	SARASOTA	13	1.4%	75	0.4%
59	SEMINOLE	23	2.5%	519	2.5%
60	SUMTER				
61	SUWANNEE	3	0.3%	125	0.6%
62	TAYLOR				
64	VOLUSIA	24	2.6%	849	4.1%
65	WAKULLA	1	0.1%	12	0.1%
66	WALTON				
<b>TOTAL:</b>	<b>60</b>	<b>937</b>	<b>100.0%</b>	<b>20,810</b>	<b>100.0%</b>

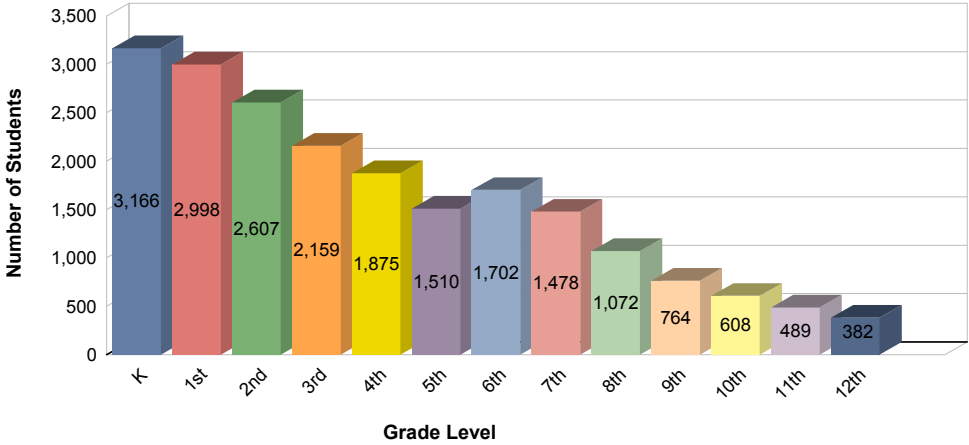
Note: Blanks indicate less than 11 students per district and are not displayed but calculated in total in order to protect student confidentiality.

### CTC Student Enrollment by Gender



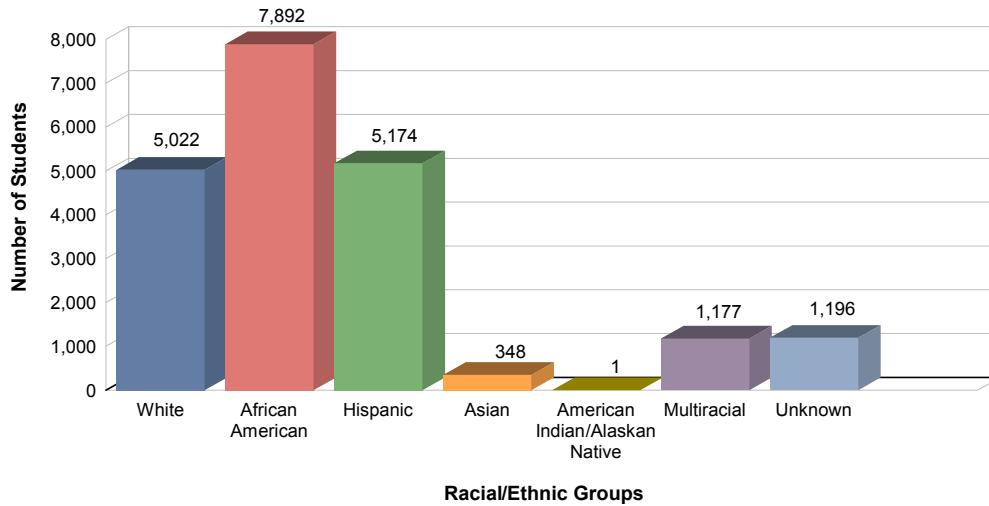
<u>GENDER</u>	<u>STUDENTS</u>	<u>PERCENTAGE</u>
Male	10,201	49.0%
Female	10,609	51.0%
<b>Total:</b>	<b>20,810</b>	<b>100.0%</b>

### CTC Student Enrollment by Grade Level



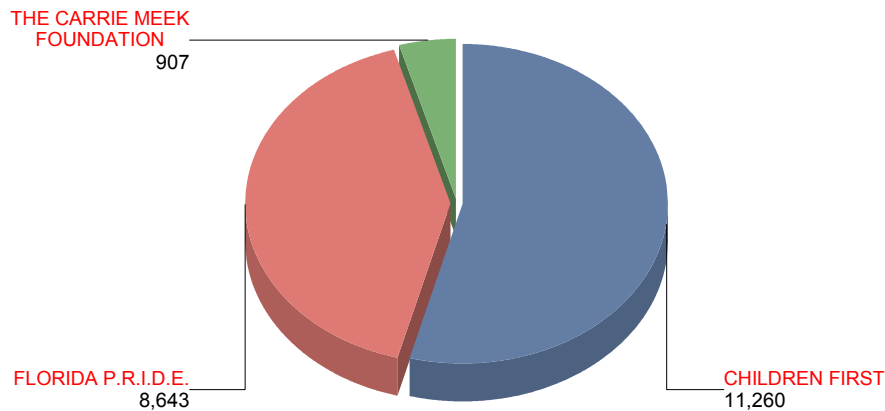
<u>GRADE LEVEL</u>	<u>STUDENTS</u>	<u>PERCENTAGE</u>
K	3,166	15.2%
1st	2,998	14.4%
2nd	2,607	12.5%
3rd	2,159	10.4%
4th	1,875	9.0%
5th	1,510	7.3%
6th	1,702	8.2%
7th	1,478	7.1%
8th	1,072	5.2%
9th	764	3.7%
10th	608	2.9%
11th	489	2.3%
12th	382	1.8%
<b>Total:</b>	<b>20,810</b>	<b>100.0%</b>

## CTC Student Racial/Ethnic Enrollment



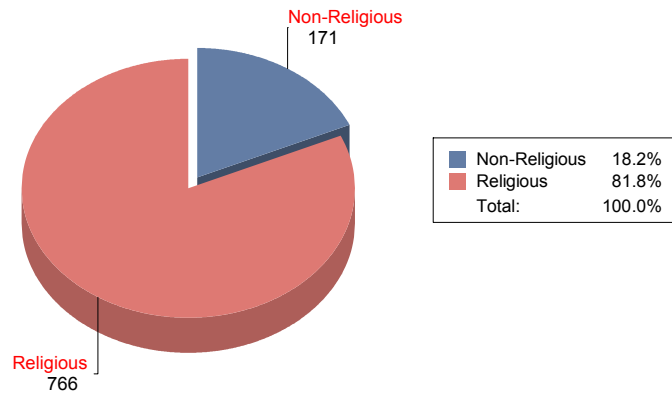
<u>RACE</u>	<u>STUDENTS</u>	<u>PERCENTAGE</u>
White	5,022	24.1%
African American	7,892	37.9%
Hispanic	5,174	24.9%
Asian	348	1.7%
American Indian/Alaskan Native	1	0.0%
Multiracial	1,177	5.7%
Unknown	1,196	5.7%
<b>Total:</b>	<b>20,810</b>	<b>100.0%</b>

## CTC Student Enrollment by Scholarship Funding Organization (SFO)



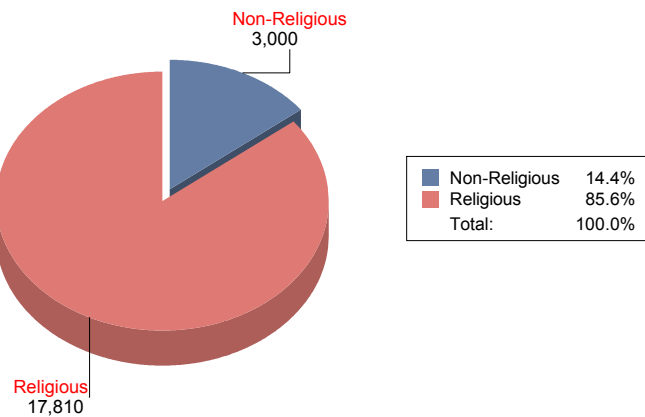
<u>SFO</u>	<u>STUDENTS</u>	<u>PERCENTAGE</u>
CHILDREN FIRST	11,260	54.1%
FLORIDA P.R.I.D.E.	8,643	41.5%
THE CARRIE MEEK FOUNDATION	907	4.4%
<b>Total:</b>	<b>20,810</b>	<b>100.0%</b>

## Private Schools Participating in CTC by Type



<u>SCHOOL TYPE</u>	<u>SCHOOLS</u>	<u>PERCENTAGE</u>
Non-Religious	171	18.2%
Religious	766	81.8%
<b>Grand Total:</b>	<b>937</b>	<b>100.0%</b>

## CTC Student Enrollment by Type of Private School



<u>SCHOOL TYPE</u>	<u>STUDENTS</u>	<u>PERCENTAGE</u>
Non-Religious	3,000	14.4%
Religious	17,810	85.6%
<b>Grand Total:</b>	<b>20,810</b>	<b>100.0%</b>